



DELLONDA PREMIUM 2X2M POP-UP GAZEBOS



Model No: DG126.V2, DG127.V2, DG128.V2, DG129.V2

Thank you for purchasing a Dellonda product. Manufactured to a high standard, this product will, if used according to these instructions, and properly maintained, give you years of trouble free performance.

Important Information

Please read these instructions carefully. Note the safe operational requirements, warnings & cautions. Use the product correctly and with care for the purpose for which it is intended. Failure to do so may cause damage and/or personal injury and will invalidate the warranty. Keep these instructions safe for future use.

SPECIFICATION


Model No:	DG126.V2	DG127.V2	DG128.V2	DG129.V2
Colour of Product:	Beige	Blue	Green	Grey
Canopy:	260g/m ² PVC Coating Oxford Fabric			
Dimensions (W x D x H):	2000 x 2000 x 2850mm (6.5ft x 6.5ft x 9.35ft)			
Gazebo Legs:	Steel Tube 30 x 25mm			
Gazebo Metal Struts/Cross Bars Thickness:	0.7mm			
Nett Weight:	15.6kg			

SAFETY

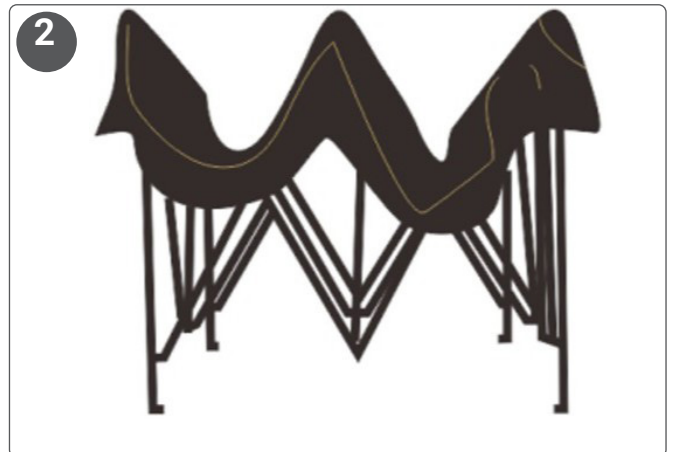
- ☐ **WARNING!** This gazebo is not designed to withstand high winds or severe weather conditions. **DO NOT** assemble, use, or leave the gazebo unattended in windy conditions. If high wind speeds are forecast the gazebo should be dismantled to prevent damage or injury. The manufacturer accepts no liability for damage caused by wind or improper use.
IMPORTANT: this is a temporary structure and not recommended as a permanent structure.
- ✓ Always read these instructions fully before assembling and using the gazebo.
- ✓ Choose the gazebo location carefully. Check for overhead utility lines, branches, etc. **NOTE:** this gazebo is for outdoor use only.
- ✗ **DO NOT** install near roofs or other structures that may shed snow, ice or excessive run-off onto your gazebo.
- ☐ **WARNING!** Keep the gazebo away from electrical wires.
- ✓ Ensure all parts are present before assembling the gazebo.
- ✗ **DO NOT** use this product in environments for which it is not intended (i.e. extreme cold, high winds, extreme heat, heavy rainfall, etc).
- ✓ Always wear safety glasses when assembling this product. Wear gloves when working with tubing to prevent cuts or abrasions.
- ☐ **WARNING!** Anchors must be used with all gazebos.
- ✗ **DO NOT** use in strong wind conditions and secure using the appropriate ground fixings and/or weights.
NOTE: proper anchoring and keeping cover tight and free of snow and debris, is the responsibility of the consumer. Damages caused by improper anchoring are not covered under warranty.
- ☐ **WARNING!** Keep all flame and heat sources away from the gazebo fabric. The fabric will burn if left in continuous contact with a flame source.
- ✗ **DO NOT** use open flames or cooking or heating devices inside or in close proximity to the product, including all types of stoves, gas heaters, gas lanterns, citronella torches, mosquito coils, etc.
- ☐ **WARNING!** In order to reduce risk of burning and avoid damage, **DO NOT:**
 - cook, smoke, refuel or use any open flame devices in or around the shelter.
 - store flammable liquids (gasoline, kerosene, propane, etc.) in the shelter.
 - operate gas powered equipment in or around the shelter.
- ✓ Keep open flames a safe distance away from the shelter.
- ✗ **DO NOT** use hard-edged tools or instruments, such as rakes or shovels, to remove snow. These can cause punctures to the cover.
- ✓ This temporary shelter is intended to offer some protection from sunlight, light rain, light snow, tree sap, bird and animal excrements.
- ✗ **DO NOT** use the shelter to shield goods from high winds, heavy snow or ice storms. Only use it for its intended use.
- ☐ **WARNING!** This gazebo should be erected with the ground fixing kit provided, this is so it will not be affected by stronger winds or adverse weather conditions.
- ✗ **DO NOT** position the gazebo within 2 metres of anything such as paddling pools, trampolines, swings, slides and climbing frames, fences walls or other garden structures.
- ✓ Ensure there is always adequate ventilation if the walls and doors are being used, never block the entrance and ensure you always have a clear route to the exit.
- ✓ Components are not equally durable and so may need to be replaced over time at different intervals.
- ✓ To clean, use warm soapy water and a soft damp cloth.
- ✗ **DO NOT** use solvents, scourers, abrasives, bleach, acids, strong detergents or aggressive chemical cleaners, or high-pressure washers.
- ✓ This product has a reasonable level of protection against UV degradation, however as with any material it will begin to fade and degrade after long periods of exposure to the sun.
- ☐ **WARNING!** This gazebo is not designed to withstand high winds or severe weather conditions. Do not assemble, use, or leave the gazebo unattended in windy conditions. If high wind speeds are forecast the gazebo should be dismantled to prevent damage or injury. The manufacturer accepts no liability for damage caused by wind or improper use.

ASSEMBLY


This product must be installed by at least two adults.



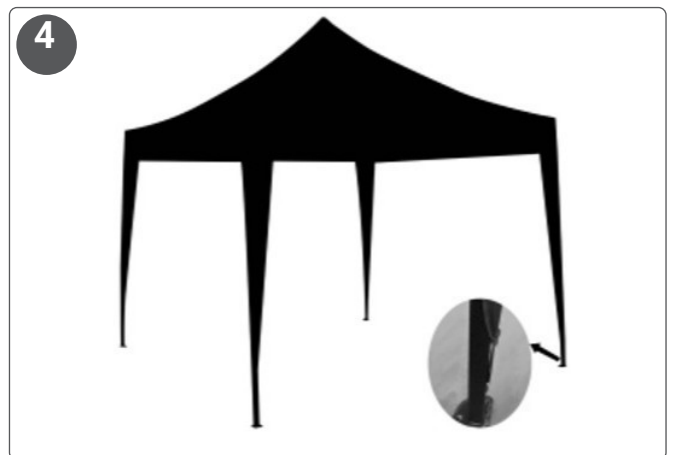
Place the gazebo on its feet in the centre of the area to be sheltered. Check to ensure that the roof struts are not stuck before moving.



Place the cover over the frame. With your assistant on the opposite side, gently lift the frame and step back until fully open. Be careful not to pinch fingers.



Ensure all legs are fully extended and locked into position.



Raise or level the shelter using adjustment holes found near bottom of each outer leg. Secure with guide ropes/weight bags. Reverse procedure to take the gazebo down.

STORAGE

- ✓ Wipe down the bottom part of the frame legs that may have been exposed to mud and dirt.
- ✓ Ensure that the fabric is clean and completely dry before packing away in the storage bag.

Environment Protection and Waste Protection

Recycle unwanted packaging materials. When this product is no longer required, or has reached the end of its useful life, please dispose of it in an environmentally friendly way. Drain any fluids (if applicable) into approved containers, in accordance with local waste regulations. It is our policy to continually improve products and we reserve the right to alter data, specifications and parts without prior notice. No liability is accepted for incorrect use of this product. Guarantee is 12 months from purchase date, proof of which is required for any claim.

Jack Sealey Ltd t/a Dellonda, Kempson Way, Suffolk Business Park, Bury St Edmunds, Suffolk, IP32 7AR UK
Jack Sealey (EU) Ltd t/a Dellonda, Farney Street, Carrickmacross, Co. Monaghan, A81 PK68 Ireland
Tel: 01284 757575 • Email: support@dellonda.co.uk • Web: www.dellonda.co.uk